

2022





Content

BARC The BI & Analytics Survey 22: Top Rankings for InfoZoom	3
About InfoZoom	4-6
Your Benefits with InfoZoom	7
Functions	8-11
InfoZoom Desktop	12
What's New in InfoZoom Desktop 2022?	13-14
InfoZoom Anywhere	15
InfoZoom Data Quality Control (IZDQ)	16-17
Academy: Seminars, Workshops, Certification	18
Consulting – let's investigate your data together	19
Free Trials	20
Free Webinars	21

“Awarded”

Top Rankings for InfoZoom

In the BARC BI & Analytics Survey, the world’s largest annual survey of BI and analytics software users, we achieve 20 top rankings with InfoZoom. InfoZoom is the top ranked product across the entire survey in the KPI’s Project Success, Data Preparation, Ad-Hoc Queries and Analytics with the highest

score of 10/10. Incredible 100 % of the surveyed InfoZoom users recommend us and also 100 % of the users are satisfied with InfoZoom!

Moreover InfoZoom is being voted the best product in terms of its contribution to the improvement of data quality.

THE BI & ANALYTICS SURVEY 22



Data Analyses & Data Quality Management with InfoZoom

Reliable answers to spontaneous questions

Who hasn't been there?

Someone asks an unforeseen question, and now you need a quick analysis. But how do you get those figures if neither the BI nor CRM nor ERP system can create a standard report at the push of a

button? Even other products like MS Excel are usually not capable of processing and analyzing vast data volumes without further ado. Furthermore, data quality is rarely checked under time pressure. But clean data are

critical to the reliability of your analyses. This is where InfoZoom comes into play: it allows you to combine any data with just a few clicks and helps you find weak points in almost no time. The optimal supplement to

ERP, CRM and BI solutions in almost every industry – the tool supplements existing systems in the fields of ad-hoc data analyses and agile data quality management. It's the Swiss army knife among the data analysis tools.

Big data – Focus on the digital transformation

Founded as a spin-off company of a Fraunhofer Institute, today we are part of the proALPHA Group. We belong to the specialist team of the business unit Advanced Analytics, which analyses Big Data megatrends and brings them in line with your needs. We develop innovative, holistic solutions

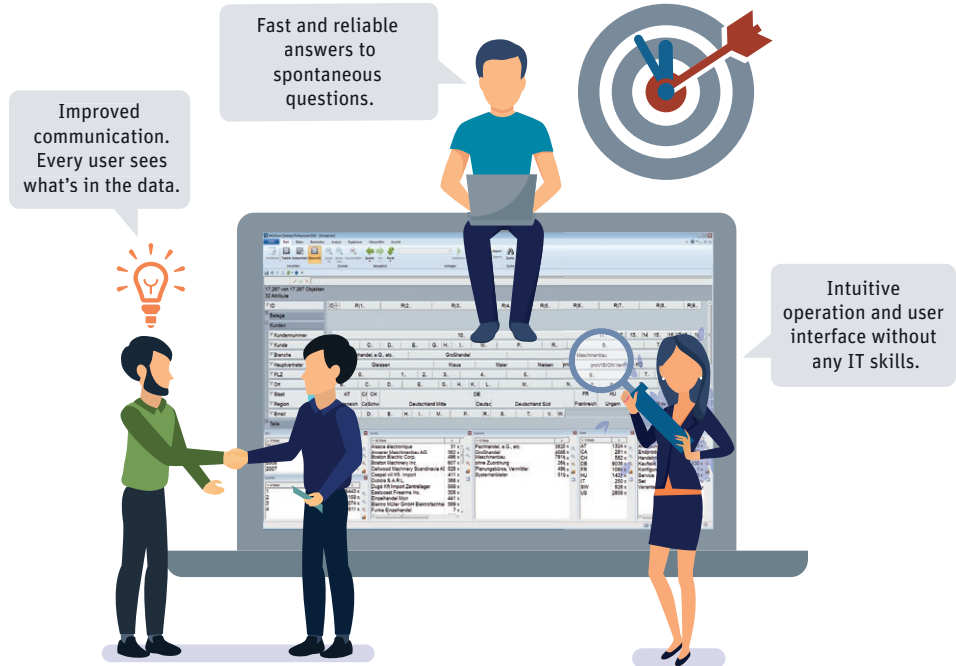
from the basic analysis of historical data to the areas of Descriptive and Predictive Analytics to Prescriptive analytics with the keywords of Artificial Intelligence and machine learning.




A picture paints a thousand words

Full transparency at the push of a button

What's in your data? Clarity and transparency at last. Users get a whole new perspective on their data. Look and see: There is no other tool that facilitates interpreting and modeling data like InfoZoom does. It's finally possible to speak about data without misunderstandings and gray zones. This ultimately increases transparency, optimizes communication, and streamlines processes.



Your Benefits at a Glance




Quick & Time-Saving



- ▶ Analyze millions of data within seconds.
- ▶ Save a considerable amount of time.
- ▶ Make prompt decisions.

Flexible & Spontaneous



- ▶ Find answers to new questions in no time.
- ▶ Keep up with changing requirements.
- ▶ 10 min. from installation to first analysis.

Reliable & Transparent



- ▶ No gray areas, new perspectives.
- ▶ High data quality for well-founded analyses.
- ▶ A solid basis for reliable decisions.

Easy & Intuitive



- ▶ Flexible analyses in specialist departments.
- ▶ Intuitive operation and user interface.
- ▶ No special IT skills required

Efficient & Complementary



- ▶ Efficiently analyze millions of data.
- ▶ Easily combine various sources.
- ▶ Supplement BI, CRM and ERP systems.

Data Quality – the basis of successful decisions

Data are the ground you stand on – have you got a good foothold?

Have you ever thought about what poor data quality really costs you? We can tell you as much as this: way more than our tool! Your decisions are based on KPIs. But how can you know they are correct? Do you verify the quality of your data BEFORE you

analyze them? High data quality is the basis. Don't leave your decisions to chance. With InfoZoom you create reliable analyses. Harmonization, plausibility check, correction: validate your data in next to no time to prepare them for analysis.

```
00010010010001001111010110100101100101000101110100101101
10010010001010010110110100101001010011101001010010100010
1101001110101001101001010010100101001010010100101001010
010100101010011010010100101001010010100101001010010100111
11001001101001010010100100110101000101001010010110011100
010011 format errors 010100110101010100100101100110101001
1001001101010010100100101001010111010101001001100010100
01001010010101001010011010100101001010010100101100101001
01010010100101001101111011010011010110100110100101001010
11011010100101001010010100101001010 data gaps 1010010100
00001001100101000010011110001010010100010110001010001001
0000111010111010100100101001001001000100010010100000
1100100 duplicates 1000101010001010010010010100010100100
01101001011010110100110101101011101100011010110100101
10001010001010010100001011100100110001011000101001010010
10001010010100101001001100101001100010101101010010100011
```

*No more cryptic characters at last – data quality becomes palpable
Duplicates, format errors, special characters, data gaps ... Identify critical
data constellations at a glance!*

Direct Access to All Data Sources

Combine different data sources with each other to compare them



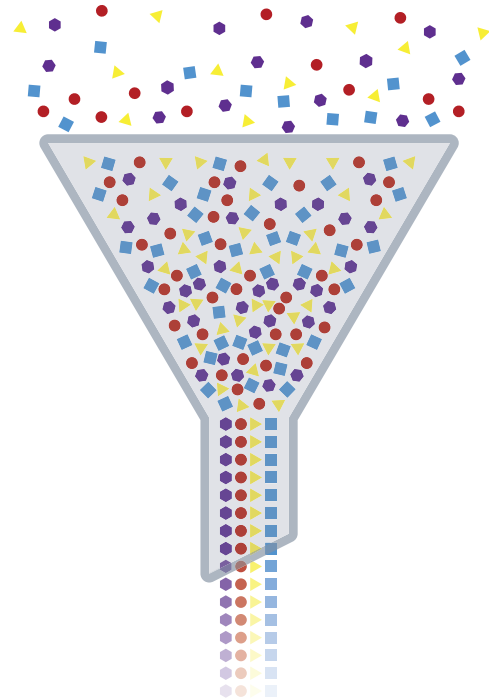
Your data are imported in a flash – no matter if they come from a database, Excel, CSV files, XML files or a URL. With just a few clicks, you can easily combine different data sources with each other

to compare them. This gives you a complete overview of your data basis. The settings for your data sources are saved so that you can load more data any time.

Ad-hoc-Analysis – Always ahead of time

You can easily handle any analyses with InfoZoom, from simple formulas through to complicated questions. InfoZoom is faster and more flexible than any other analysis tool. No special IT

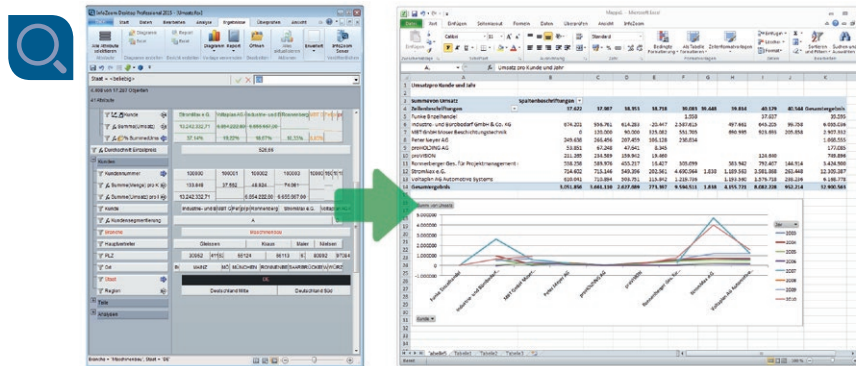
skills required. Users can filter and select large volumes of data within seconds. With just a few clicks, you can create any desired selection and answer questions in no time.



Reports on demand – just as flexible as the analyses

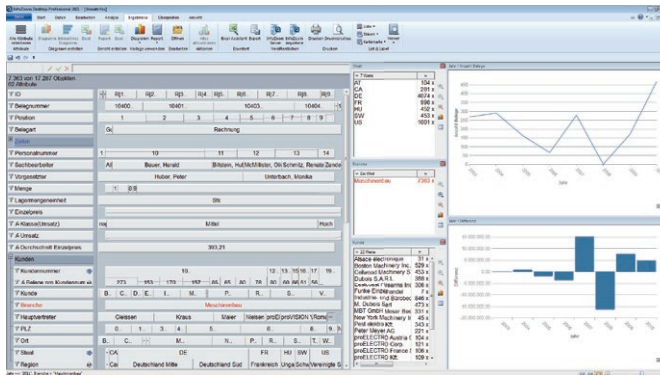
The flexible reporting options and the focus on quick and reliable answers to spontaneous questions complete our holistic approach. You can choose from a variety of options to design the reports just as you need them: internal queries, charts, reporting, numerous export functions, integrated

List & Label component, and many more. It's up to you. Your records are always up-to-date, even if your analysis result changes. If required, you can transfer your results to Excel with one click. Other well-known export formats allow you to easily take your data to other tools.





InfoZoom DESKTOP 2022



User Interface

Thanks to fast in-memory software, users can easily access the information they need for their daily work. Simple data selection, reports created on an ad hoc basis, consolidated analysis of various data sources, for specialists and power users: with InfoZoom Desktop, we offer you demand-based product variants and related price and licensing models.

- ▶ Combination of any data sources
- ▶ Demand-based selections, checks and corrections of data
- ▶ Determination of KPIs and creation of analyses
- ▶ Creation of templates and queries
- ▶ Batch automation
- ▶ Data export to the InfoZoom Anywhere

What's new in InfoZoom Desktop 2022?

*Access to SAP**

The InfoZoom Database Wizard now allows you to access data in SAP via ODBC. Access to individual tables is also possible. This applies to both classic R/3 databases and new S/4 databases. The access restrictions by SAP regarding a record length of no more than 512 bytes apply.

** You need an external ODBC driver for SAP for this*



Cologne Phonetics – Expanded Soundex Function



In InfoZoom Desktop 2022, we have complemented the known Soundex function with the so-called Cologne phonetics. The Cologne phonetics method is closer to the German language so that umlauts are recognized, for example, achieving even better results for our Soundex function.

Expanded Case Differentiation

The expansion of the case differentiation creates a vast simplification for mapping more complex dependencies. While the result of a specific case could previously only contain one constant value, you can now also select attributes from the table. Previously, the direct reference to an attribute required complex interlinking of functions.



“Make List” – New List Function

InfoZoom Desktop 2022 provides an expanded list function: Similar to a split function, the “Make List” function splits text into a list. For instance, it facilitates splitting text at regular expressions and is a strong tool for comparing texts in combination with existing functions.

InfoZoom/Anywhere

Data for anyone, from anywhere, on any device



InfoZoom Anywhere enables you to analyze data in your web browser. The analyses are based on a common data source with server-based data processing and central user administration and rights management. Thanks to the efficient data distribution and the familiar intuitive operation, Anywhere provides maximum transparency and flexibility for your

specialist departments. With server-based data processing and central user and permissions management you ensure the data are available wherever they are needed. You can control access by means of permissions. This enables you to exploit the “wealth of data” resting in your company.



A Keep an Eye on Data Quality with Automated Rule Sets

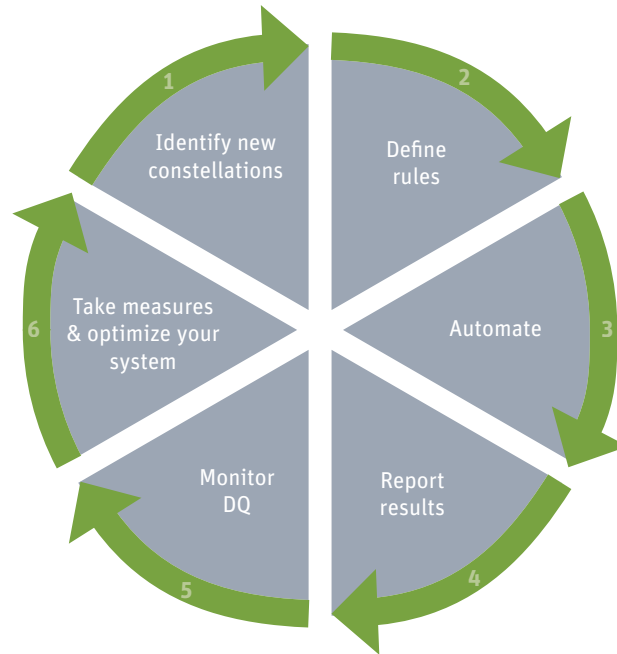
Create automated error reports and make error fixing part of your processes. IZDQ comes with a versatile rule set to monitor the quality of your data. InfoZoom Data Quality Control supports you in creating demand-based rule sets to automatically detect and analyze errors.

Reports are generated on a regular basis and sent to the specialists responsible. Errors can thus be conveniently fixed shortly after they occurred. Since all errors are permanently analyzed automatically, you can adjust your data quality measures on a daily basis.



The concept of IZDQ

Circuit for continuous data monitoring



InfoZoom Academy: Seminars, Workshops, Certification



InfoZoom
ACADEMY



Learn How to Master Your
Data: The InfoZoom Academy
offers an elaborate training
program to show beginners
and advanced users how
easy corporate data
management can be.



Seminars and Dates



Consulting – let's investigate your data together

You want to get a picture of your data basis? You're about to launch a DQ project? There's a bit of a problem somewhere? No solution off the rack – tailored to your specific requirements: Our consultants will respond to your wishes at any

time. Together, we will search your data to find answers to specific questions and develop appropriate solutions. We will be happy to support you in any phase of your data project.



Free Trials: Discover InfoZoom



Our trial version of InfoZoom Desktop is free of charge and can be installed within just a few minutes. You can then test and explore all functions

for 30 days. You will receive all required information by e-mail. Request the trial or get an appointment.



Download Free Trial



Get in touch with InfoZoom

Get to know InfoZoom live and interactively without any obligation. Because seeing is believing – we hold this webinar regularly to show you the advantages of InfoZoom in a striking way.

On request in English.
Please send us an e-mail to:
sales@humanit.de





humanIT Software GmbH

Brühler Straße 9

D-53119 Bonn · Germany


Phone +49 (0)2 28 9 09 54 - 0


Fax +49 (0)2 28 9 09 54 - 11


info@humanit.de

www.infozoom.com

Visit us:

 /infozoom

 /infozoom

 /infozoomcom