

What is new in InfoZoom Desktop 2023?



New Functions – Highlights


DQ checks – fast, faster, InfoZoom

InfoZoom is known for quickly identifying weak points in data thanks to its one-of-a-kind visualization. Users immediately receive a transparent overview of their data situation. Our DQ checks now refine the functions for data preparation even further. The DQ Checks (data quality checks) menu item combines various functions. For instance, the menu contains functions for quickly identifying duplicates and a KPI that displays the number of variations in spelling for each value. Go ahead and try it out.



Extended functionality of the meta table



You use the meta data table to create an extensive data dictionary for your tables. We've now added further information so that you can use InfoZoom even more purposefully for DQ, BI prototyping and documentation. Functions like unique ID, new calculation mode and options of attributes are now featured.



Split lists at the push of a button

In InfoZoom 2023, you can now split a list (list attributes) into individual list elements. The list elements are inserted as simple attributes in a new attribute group of the table. For this purpose, the options »Split list (yes/no)« and »Split list (value/empty)« have been added to the Group menu item on the Analysis tab.

Data Sources and Processing of Results

Import → 	Export  →
Files Text/CSV files (local/URL), XML/JSON (local) and native support of the Excel format (local/URL)	Files Text/CSV files, and native support of the Excel format
Databases Microsoft Access, SQL Server, and virtually all other ODBC data sources	InfoZoom Anywhere Publishing of analysis data, e.g. for Anywhere users
Data Warehouse Native support of Microsoft Analysis Services	.NET Data Provider Access to InfoZoom as .NET data source
	List & Label (optional) – Exporting reports, labels and cards as PDF, PPT, XLS and other formats

System Requirements

	32-Bit versions	64-Bit versions
Operating System	Windows 32- und 64-Bit versions (Windows 8.1, 10 oder Windows Server 2012 R2, 2016, 2019)	Windows 64-Bit versions
Disk Space	1 GB min	1 GB min
Memory	4 GB min	8 GB or more
Resolution	Min. SVGA (1024 × 768/256 colors min)	
Components*	.NET-Framework 4.7.2 CodeMeter Runtime as of version 7.40 Visual Studio 2010 tools for Office Runtime (for InfoZoom Excel add-in) Visual C++ 2013 Redistributables and Visual C++ 2017 Redistributables	

For Windows®



Multicore processor recommended

* Components are contained in the respective InfoZoom installation

Comparison Chart

	Explorer	Business	Professional
Loading Data			
Open File	●	●	●
Import/Reload Excel File ¹ (local/URL)	●	●	●
Open/Reload ASCII File (TXT, CSV, FOC) (local/URL)	●	●	●
Open/Reload Database (ODBC, OLE DB, XML, JSON)	○	○	●
Dynamic Data Source (.NET Data Provider)	●	●	●
Searching and Cleaning			
Find	●	●	●
Find and Replace	●	●	●
Mark Selection	●	●	●
Group and Couple Attributes	●	●	●
Create Table Sections and Samples	●	●	●
Execute Queries	●	●	●
Create, Export and Import Queries	●	●	●
Insert, Edit and Delete Objects	●	●	●
Analyze			
Link Tables (Link/Join)	○	●	●
Define Analysis Group	○	●	●
Dimension Analysis Group	●	●	●
Formulas, KPIs and Statistics	○	●	●
Classifications, Case Differentiation	○	●	●
Color and Share Analyses	○	●	●
Date Groups	○	●	●
Define Drilldown Attribute	○	●	●
Table Metadata (Data Quality/Statistics)	○	○	●
Automation with Command Line Parameters	○	○	●
Publish Results			
Create Charts and Tables	●	●	●
Excel Export Wizard (Pivot Tables) ¹	●	●	●
InfoZoom Excel Add-In ²	○	●	●
Publish on InfoZoom Anywhere	○	○	●
List & Label	● ⁴	● ⁵	● ⁵
Security			
Protect Table	●	●	●
Set Permissions	○	○	●
Log Processing Steps ³	●	●	●

● = Yes

○ = No

1 = Requirement: Excel as of version 2007 must be installed on your computer.

2 = Requirement: Office as of version 2007 must be installed on your computer.

3 = Optional

4 = Optional List & Label Viewer

5 = Optional List & Label Viewer/Designer



humanIT Software GmbH
Brühler Straße 9 · D-53119 Bonn
+49 (0)2 28 9 09 54 - 0
info@humanit.de
www.infozoom.com

Follow us
[f/infozoom](https://facebook.com/infozoom)
[t/infozoom](https://twitter.com/infozoom)
[infozoomcom](https://youtube.com/infozoomcom)

All rights reserved.
All trademarks mentioned are the property of their respective owners.
As of: January 2023, subject to change without notice